

Superior vinyl

Durability

Freedom from wear

Heat/cold resistance

Highest consumer
satisfaction



Victorian

Patio Door Series



Features



The **Victorian Patio Door Performance Series** is manufactured from the most advanced vinyl. A high-grade resin recipe unmatched for strength and freedom from wear. Offering beauty and performance - it will not rot, rust, pit or blister over long periods of time.

Our multi-chambered, all-vinyl frame is durable and easy to install. Maximized strength withstands high winds and provides superior air tightness. **Sunview Patio Doors** are ideal for new construction and available with the highest quality accessories and upgrades including security, colour and finishing options. **Our goal - the highest buyer satisfaction.**

Standard Hardware

Elite handles come as the standard door hardware. Available in white, black or sandalwood.



White

Optional Frame & Sash

- 1 1/4", 2", or 3 3/8" frame extensions
- 4 1/2" sill plate
- Brick mold
- Sill extensions

Vinyl Frame

- 5 7/8" mechanically fastened vinyl frame
- Components easily installed and replaceable
- 3 weather seals
- Anodized screen track/stainless steel roller track
- 8 degree sill slope for optimal drainage

Durable Sash

- Reinforced with steel to withstand high wind loads
- Double perimeter seal for superior air-tightness
- Doors are easily and completely reversible
- Adjustable nylon tandem ball-bearing rollers
- 1" sealed units for optimal thermal performance

Glazing

Outstanding thermal efficiency is realized by a 1" high-performance glazing unit utilizing the most advanced Low-E glass, argon gas fill and Quanex Super Spacer® technology.

Super Spacer®



Optional Sidelites and Transoms

Frame your patio door in outdoor light with a transom or sidelite. The frame is made of PVC, virtually maintenance-free and available in a wide selection of finishes and glass types.

Victorian Patio Door Series

Hardware & Glass Options

Optional Hardware

These unique handle sets can be configured with single-point or heavy duty multi-point keylocks and are available in White, Black, Brass, Black Nickel, Satin Nickel or Bright Chrome.



Optional Security Locks



Two Position Kick Locks mount on the bottom of the operating door. Used as secondary lock. Available in white, beige or brown.



Guardian Locks mount on the top of the operating door; security bolt locks into the frame. Available in white, beige or brown.



Folding Security Bars mount on the fixed side of the door frame and swing down to stop the door from operating.

Optional Internal Mini-Blinds


- Fingertip operation
- No external cords
- No dusting
- Low-E glass

Maximum visibility to complete privacy at the tip of a finger. The lever raises, lowers or tilts the blinds sealed between the insulated glass to ensure maintenance-free operation.

Raise and lower operation lever

Optional V-Groove Glass

Decorative and elegant.



Standard Colonial:
5' and 6' door – 3x5 Grid Pattern;
8' door – 4x5 Grid Pattern



Colonial




Prairie

Optional Decorative Grills

Internal grills are available in a wide range of design styles with colours that include **Flat** or **Georgian Grills** in Two-Tone or White, and **Pencil** or **Square Grills** in White, Brass or Pewter.


Optional Exterior Colours

Sunview Patio Doors boast a wide range of colour options that feature a finish which is U.V. stable, has a superior adhesion process and is impact resistant.

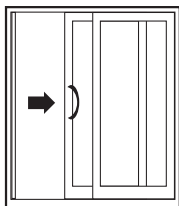


Specifications

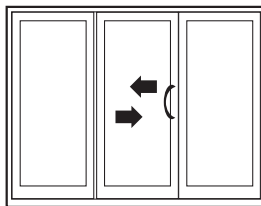
Dimensions Door/Panel Configurations and Finished Sizes (Exterior view)



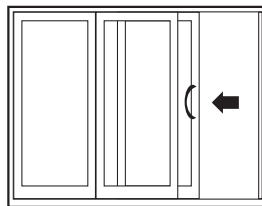
OX-Slide left



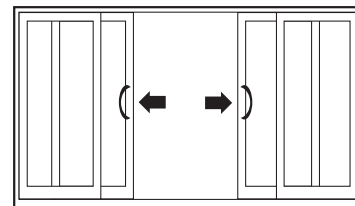
XO-Slide Right



OXO-Slide R to L or
OZO-Slide L to R



XOO-Slide R or OOX Slide L



OXXO-Slide R and Slide L from Centre

2 Panels

58 $\frac{1}{2}$ W x 79 $\frac{1}{2}$ H
 59 $\frac{1}{2}$ W x 79 $\frac{1}{2}$ H
 59 $\frac{1}{2}$ W x 81 $\frac{1}{2}$ H
 59 $\frac{1}{2}$ W x 95 $\frac{1}{2}$ H
 70 $\frac{1}{2}$ W x 79 $\frac{1}{2}$ H
 71 $\frac{1}{2}$ W x 79 $\frac{1}{2}$ H
 71 $\frac{1}{2}$ W x 81 $\frac{1}{2}$ H
 71 $\frac{1}{2}$ W x 95 $\frac{1}{2}$ H
 95 $\frac{1}{2}$ W x 79 $\frac{1}{2}$ H
 95 $\frac{1}{2}$ W x 81 $\frac{1}{2}$ H
 95 $\frac{1}{2}$ W x 95 $\frac{1}{2}$ H

3 Panels

88 $\frac{3}{4}$ W x 79 $\frac{1}{2}$ H
 88 $\frac{3}{4}$ W x 81 $\frac{1}{2}$ H
 88 $\frac{3}{4}$ W x 95 $\frac{1}{2}$ H
 106 $\frac{3}{4}$ W x 79 $\frac{1}{2}$ H
 106 $\frac{3}{4}$ W x 81 $\frac{1}{2}$ H
 106 $\frac{3}{4}$ W x 95 $\frac{1}{2}$ H
 142 $\frac{3}{4}$ W x 79 $\frac{1}{2}$ H
 142 $\frac{3}{4}$ W x 81 $\frac{1}{2}$ H
 142 $\frac{3}{4}$ W x 95 $\frac{1}{2}$ H

4 Panels

117 $\frac{1}{8}$ W x 79 $\frac{1}{2}$ H
 117 $\frac{1}{8}$ W x 81 $\frac{1}{2}$ H
 117 $\frac{1}{8}$ W x 95 $\frac{1}{2}$ H
 141 $\frac{1}{8}$ W x 79 $\frac{1}{2}$ H
 141 $\frac{1}{8}$ W x 81 $\frac{1}{2}$ H
 141 $\frac{1}{8}$ W x 95 $\frac{1}{2}$ H
 189 $\frac{1}{8}$ W x 79 $\frac{1}{2}$ H
 189 $\frac{1}{8}$ W x 81 $\frac{1}{2}$ H
 189 $\frac{1}{8}$ W x 95 $\frac{1}{2}$ H

Performance Victorian Patio Door Series meets NAFS/Class LC-PG55-Type SD

Standard	Air Leakage	Water Penetration Resistance	Design Pressure
AAMA/WDMA/CSA101/1.S.2/A440-11 A440S1-09	A3 - 0.2L/s.m ²	400 Pa (8.35 psf)	±2640 Pa (55.14 psf)

Distributed by:



Our products meet the ENERGY STAR® program guidelines to help protect the environment through superior energy efficiency.

High value

High quality

High performance

High efficiency

High style



Windsor
Fully Assembled Patio Door



Features and Specifications



Sunview Patio Doors' value-priced series starts with the most advanced vinyl. A high-grade resin unmatched for strength and freedom from wear – it will not rot, rust, pit or blister over long periods of time. **Door ships assembled.**



Elegant Hardware

Available in standard White and Black. Optional upgrade to Brass, Nickel, Satin Chrome or Bright Chrome.



Optional Locks

Two Position Kick Locks mount on the bottom of the operating door. Used as secondary lock when the door is closed. Available in white, beige or brown.

Multi-point Locks provide two heavy duty locking points on the door frame. Available on all hardware handles.

Glazing

High-performance glazing with **Low-E** glass and **Edgetech Super Spacer®** technology.

Super Spacer®



Frame

- weather seals
- 4^{7/8}" welded vinyl frame
- Components easily installed and replaceable
- Stainless steel roller track

Welded Sash


- Reinforced with steel to withstand higher wind loads
- Double perimeter seal for superior air-tightness
- Doors are easily and completely reversible
- Adjustable nylon tandem ball-bearing rollers
- 1" sealed units for optimal thermal performance

Optional Decorative Grills

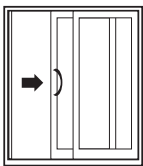
Internal grills are available in a wide range of design styles with colours that include **Flat Grills** in White; **Georgian Grills** in White, Brass or Pewter and **Pencil Grills** in White, Brass and Pewter.



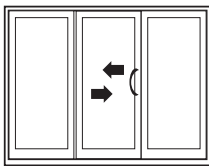
Dimensions Door/Panel Configurations and Finished Sizes



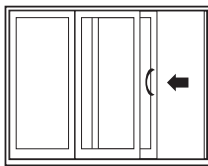
OX-Slide Left



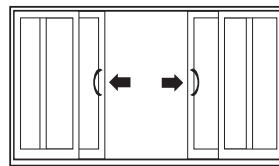
XO-Slide Right



OXO-Slide R to L or
OZO-Slide L to R



OOX-Slide R or OOX Slide L



OOXO-Slide R and Slide L from Centre

2 Panels

59¹/₂ W x 79¹/₂ H
71¹/₂ W x 79¹/₂ H
95¹/₂ W x 79¹/₂ H

3 Panels


87¹/₂ W x 79¹/₂ H
105¹/₂ W x 79¹/₂ H
141¹/₂ W x 79¹/₂ H

4 Panels

116¹/₂ W x 79¹/₂ H
140¹/₂ W x 79¹/₂ H
188¹/₂ W x 79¹/₂ H

Optional Exterior Colours

A wide range of colour options feature a finish which is U.V. stable, has superior adhesion and is impact resistant.



Performance Windsor Patio Door Series meets NAFS/Class R-PG50-Type SD

Standard	Air Tightness	Water Tightness	Structural Load	Reinforcement
AAMA/WDMA/CSA 101/1.S.2/A440-08	75 Pa-0.5 L/s. m2	360 Pa [8.35 psf]	3960 Pa [82.71 psf]	IntLk Steel Reinf.
	Passed	Passed	Passed	T & B Reinf.



Performance Windsor Patio Door Series meets NAFS/Class R-PG40-Type SD

Standard	Air Tightness	Water Tightness	Structural Load	Reinforcement
AAMA/WDMA/CSA 101/1.S.2/A440-08	75 Pa-0.5 L/s. m2	290 Pa [8.35 psf]	3960 Pa [82.71 psf]	IntLk Steel Reinf.
	Passed	Passed	Passed	



Distributed By:

www.sunviewdoors.com

Our products meet the Energy Star program guidelines for helping businesses and individuals protect the environment through superior energy efficiency.



Superior vinyl

Durable materials

Heat/cold resistance

Highest consumer
satisfaction



Buckingham

Series 1000

Vinyl-Clad Patio Door



Features



The **Buckingham Series 1000 Vinyl-Clad Patio Door** is manufactured from the most advanced vinyl reinforced with a wood buck frame, offering beauty and performance. The vinyl will not rot, rust, pit or blister over long periods of time.

Our wood buck frame is economical, durable and easy to install. Maximized strength withstands high winds and provides superior air tightness.

Sunview Patio Doors are available with the highest quality accessories and upgrades including security, colour and finishing options.

Our goal – the highest buyer satisfaction.



Advanced Interlocking System

Standard Hardware

Elite handles come as the standard door hardware. Available in white, black or sandalwood.



White

Vinyl-Clad Frame

- 5⁷/₈" mechanically fastened vinyl-clad frame
- Components easily installed and replaceable
- 3 weather seals
- Anodized screen track/stainless steel roller track
- 8 degree sill slope for optimal drainage
- All vinyl sill

Durable Sash

- Reinforced with steel to withstand high wind loads
- Double perimeter seal for superior air-tightness
- Doors are easily and completely reversible
- Adjustable nylon tandem ball-bearing rollers
- 1" sealed units for optimal thermal performance

Glazing

Outstanding thermal efficiency is realized by a 1" high-performance glazing unit utilizing the most advanced **Low-E** glass, argon gas fill and Quanex **Super Spacer®** technology.

Super Spacer®

Stays cool in summer



Stays warm in winter

Optional Frame & Sash

- 1¹/₄", 2", or 3³/₈" frame extensions
- 4¹/₂" sill plate
- Brick mold
- Sill extensions

Optional Sidelites and Transoms

Frame your patio door in outdoor light with a transom or sidelite. The frame is made of PVC, virtually maintenance-free and available in a wide selection of finishes and glass types.

Buckingham 1000 Series Patio Door

Hardware & Glass Options

Optional Hardware

These unique handle sets can be configured with single-point or heavy duty multi-point keylocks and are available in White, Black, Brass, Black Nickel, Satin Nickel or Bright Chrome.



Optional Security Locks



Two Position Kick Locks mount on the bottom of the operating door. Used as secondary lock. Available in white, beige or brown.



Guardian Locks mount on the top of the operating door; security bolt locks into the frame. Available in white, beige or brown.



Folding Security Bars mount on the fixed side of the door frame and swing down to stop the door from operating.

Optional Internal Mini-Blinds


- Fingertip operation
- No external cords
- No dusting
- Low-E glass

Maximum visibility to complete privacy at the tip of a finger. The lever raises, lowers or tilts the blinds sealed between the insulated glass to ensure maintenance-free operation.

Raise and lower operation lever

Optional V-Groove Glass

Decorative and elegant.




Standard Colonial:
5' and 6' door –
3x5 Grid Pattern;
8' door –
4x5 Grid Pattern



Colonial



Prairie




Optional Decorative Grills


Internal grills are available in a wide range of design styles with colours that include **Flat** or **Georgian Grills** in Two-Tone or White, and **Pencil** or **Square Grills** in White, Brass or Pewter.

Optional Interior Finishes

Innovative state-of-the-art laminating allows for the beautiful appearance of a woodgrain look for any interior applications.



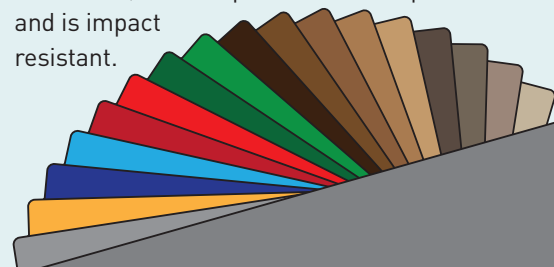
Natural Oak



Cherry


Optional Exterior Colours

Sunview Patio Doors boast a wide range of colour options that feature a finish which is U.V. stable, has a superior adhesion process and is impact resistant.

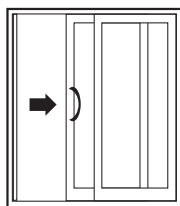


Specifications

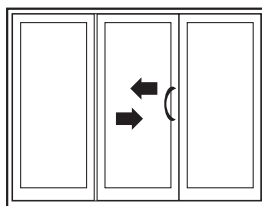
Dimensions Door/Panel Configurations and Finished Sizes (Exterior view)



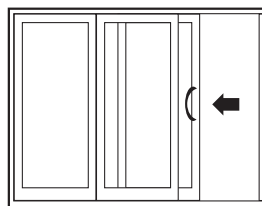
OX-Slide Left



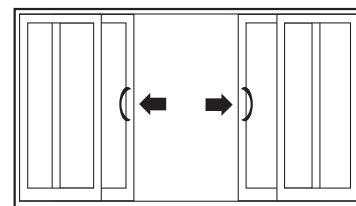
XO-Slide Right



OXO-Slide R to L or
OZO-Slide L to R



XOO-Slide R or OOX Slide L



OXXO-Slide R and Slide L from Centre

2 Panels

58¹/₂ W x 79¹/₂ H
59¹/₂ W x 79¹/₂ H
59¹/₂ W x 81¹/₂ H
59¹/₂ W x 95¹/₂ H
70¹/₂ W x 79¹/₂ H
71¹/₂ W x 79¹/₂ H
71¹/₂ W x 81¹/₂ H
71¹/₂ W x 95¹/₂ H
95¹/₂ W x 79¹/₂ H
95¹/₂ W x 81¹/₂ H
95¹/₂ W x 95¹/₂ H

3 Panels

88³/₄ W x 79¹/₂ H
88³/₄ W x 81¹/₂ H
88³/₄ W x 95¹/₂ H
106³/₄ W x 79¹/₂ H
106³/₄ W x 81¹/₂ H
106³/₄ W x 95¹/₂ H
142³/₄ W x 79¹/₂ H
142³/₄ W x 81¹/₂ H
142³/₄ W x 95¹/₂ H

4 Panels

117¹/₈ W x 79¹/₂ H
117¹/₈ W x 81¹/₂ H
117¹/₈ W x 95¹/₂ H
141¹/₈ W x 79¹/₂ H
141¹/₈ W x 81¹/₂ H
141¹/₈ W x 95¹/₂ H
189¹/₈ W x 79¹/₂ H
189¹/₈ W x 81¹/₂ H
189¹/₈ W x 95¹/₂ H

Performance Buckingham Series 1000 Patio Door meets **NAFS/Class LC-PG55-Type SD**

Standard	Air Leakage	Water Penetration Resistance	Design Pressure
AAMA/WDMA/CSA101/1.S.2/A440-11 A440S1-09	A3 - 0.2L/s.m ²	400 Pa (8.35 psf)	±2640 Pa (55.14 psf)

Distributed by:



Our products meet the ENERGY STAR® program guidelines to help protect the environment through superior energy efficiency.

High value

High quality

High performance

High efficiency

High style



Brighton

Knock Down Patio Door



Features and Specifications



Sunview Patio Doors' value-priced series starts with the most advanced vinyl. A high-grade resin unmatched for strength, weight reduction and freedom from wear – it will not rot, rust, pit or blister over long periods of time. **Door ships knock down** for easy transport and assembly.



Elegant Hardware

Elite handles come as the standard door hardware in white or black. Optional upgrade to Euro handles available in White, Black, Brass, Black Nickel, Satin Nickel or Bright Chrome.



Optional Locks

Two Position Kick Locks mount on the bottom of the operating door. Used as secondary lock when the door is closed. Available in white, beige or brown.

Multi-point Locks provide **two** heavy duty locking points on the door frame. Available on all hardware handles.

Glazing

Outstanding thermal efficiency is realized by a 1" high-performance glazing unit utilizing the most advanced **Low-E** glass, argon gas fill and Quanex **Super Spacer®** technology.

Super Spacer®



Optional Decorative Grills

Internal grills are available in a wide range of design styles with colours that include **Flat** or **Georgian Grills** in Two-Tone or White, and **Pencil** or **Square Grills** in White, Brass or Pewter.




Frame

- weather seals
- 4^{7/8}" mechanically fastened vinyl frame
- Components easily installed and replaceable
- Stainless steel roller track

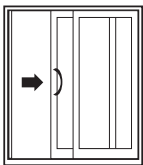
Durable Welded Sash

- Reinforced with steel to withstand higher wind loads
- Double perimeter seal for superior air-tightness
- Adjustable nylon tandem ball-bearing rollers
- 1" sealed units for optimal thermal performance

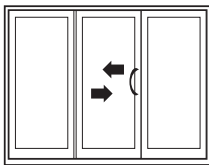
Dimensions Door/Panel Configurations and Finished Sizes



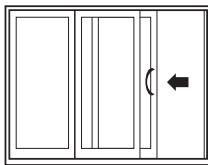
OX-Slide left



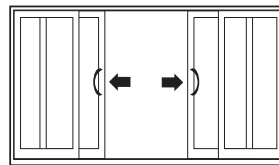
XO-Slide Right



OXO-Slide R to L or
OZO-Slide L to R



OOX-Slide R or OOX Slide L



OXXO-Slide R and Slide L from Centre

2 Panels

59¹/₂ W x 79¹/₂ H
71¹/₂ W x 79¹/₂ H
95¹/₂ W x 79¹/₂ H

3 Panels


88¹/₂ W x 79¹/₂ H
106¹/₂ W x 79¹/₂ H
142¹/₂ W x 79¹/₂ H

4 Panels

116¹/₂ W x 79¹/₂ H
140¹/₂ W x 79¹/₂ H
188¹/₂ W x 79¹/₂ H

Optional Exterior Colours

A wide range of colour options feature a finish which is U.V. stable, has superior adhesion and is impact resistant.



Performance Brighton Patio Door Series meets NAFS/Class R-PG30 - Type SD

Standard	Air Leakage	Water Penetration Resistance	Design Pressure
AAMA/WDMA/CSA101/1.S.2/A440-08 A440S1-09	A3 - 0.1 L/s.m ²	220 Pa (4.5 psf)	±1920 Pa (±40 psf)

Distributed By:

www.sunviewdoors.com



Our products meet the ENERGY STAR® program guidelines to help protect the environment through superior energy efficiency.